



Founded in 1999, Washington Park Community School serves students in grades K-8 in Newburgh Heights, Ohio. The school's dedicated teachers and staff create a nurturing environment that emphasizes individualized, data-driven instruction across core subjects, as well as Music, Physical Education, and Art. Washington

Park fosters a vibrant student life, offering a variety of sports, clubs, and extracurricular activities that encourage engagement and personal growth.

Strong community partnerships and enriching field trips extend learning beyond the classroom. In addition, Washington Park Community School is committed to supporting families by providing nutritious breakfast and lunch options, free after-school tutoring, and transportation services, ensuring every student has the resources they need to thrive.

MISSION STATEMENT

To produce scholars who are good citizens in school, in the community, and the neighborhood in which they live and the world that they share.



GRADES SERVED

K - 8

STUDENTS SERVED

160

PRINCIPAL

Cristy Madkins

REGIONAL VICE PRESIDENT

Sarah O'Bryan

SCHOOL YEAR OPENED

1999-2000

MANAGED BY ACCEL SINCE

2024-25

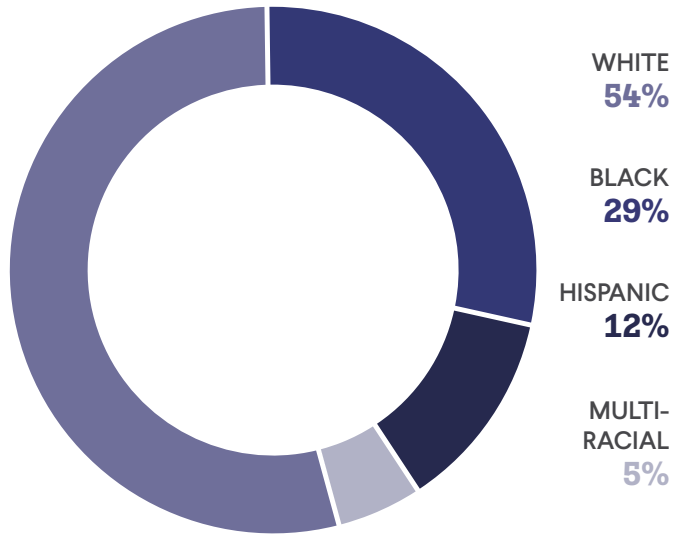
AUTHORIZER

**Educational Resource
Consultants of Ohio**



2023-24
ANNUAL REPORT

STUDENT DEMOGRAPHICS



128

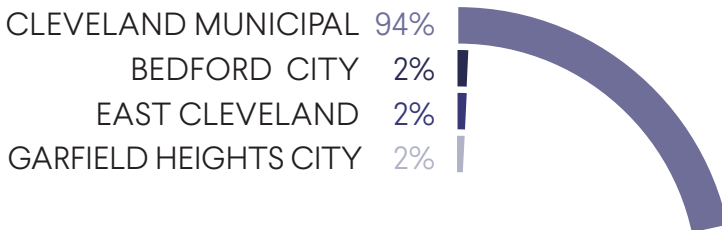
AVERAGE DAILY ENROLLMENT

83%

AVERAGE DAILY ATTENDANCE



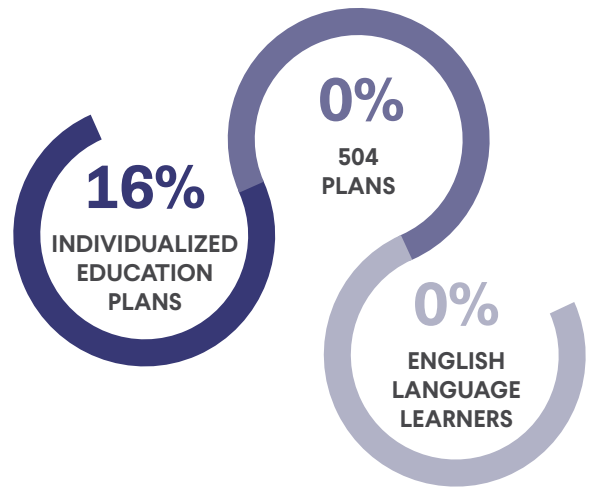
DISTRICTS OF RESIDENCE



INSTRUCTIONAL & SUPPORT STAFF



SPECIAL POPULATIONS



96% ECONOMICALLY DISADVANTAGED

36.3% STUDENT MOBILITY RATE

0% UNHOUSED

HIGHLIGHTS

- Provided over 1137 instruction hours, 24% more than the Ohio requirement for charter schools
- Rated 4 Stars in Progress for exceeding state standards on academic progress
- 100% of third graders met the requirements for promotion to fourth grade
- Provided extracurriculars including Art, Chess & STEM clubs
- Accredited by Cognia™

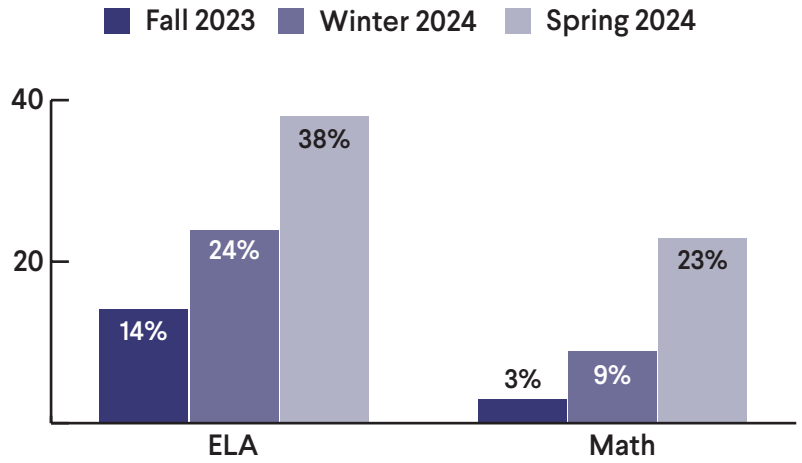
STATE REPORT CARD

PERFORMANCE INDEX SCORE 54.6	OVERALL RATING ★★☆
ACHIEVEMENT COMPONENT ★★★★★	EARLY LITERACY COMPONENT ★
PROGRESS COMPONENT ★★★★★	EARLY LITERACY COMPONENT 49.9%
GAP CLOSING COMPONENT ★	PROMOTION TO GRADE 4 100%



STUDENTS SCORING AT OR ABOVE GRADE LEVEL

i-Ready Assessment, Fall 2023 to Spring 2024



PROGRESS COMPONENT RATINGS BY SUBJECT & GRADE LEVEL

	ELA	Math	Science
4th Grade	Value Added data is not available	Students met state expectations in academic growth	Value Added data is not available
5th Grade	Students met state expectations in academic growth	Students significantly exceeded state expectations in academic growth	Students met state expectations in academic growth
6th Grade	Students met state expectations in academic growth	Students met state expectations in academic growth	Value Added data is not available
7th Grade	Students met state expectations in academic growth	Students met state expectations in academic growth	Value Added data is not available
8th Grade	Students met state expectations in academic growth	Students made less academic growth than state expected	Students met state expectations in academic growth

- Students significantly exceeded state expectations in academic growth
- Students met state expectations in academic growth
- Students made less academic growth than state expected
- Value Added data is not available





MARGARET ANN MACLEARIE
SCHOOL BOARD PRESIDENT

CHARLENE HOPKINS-BEY
VICE PRESIDENT

BETH HARGREAVES
TREASURER

ROBERTA DLONIAK
PAMELA LEMKE
DAWN SCHIPLING
BOARD MEMBERS



AUTHORIZED BY

Educational Resource Consultants of Ohio, Inc (ERCO) sponsor of the school, is legally mandated to provide oversight, monitoring and technical assistance. All community school sponsors are required to submit a written report of the evaluation results of the school’s academic, financial, and organizational performance as well as the school’s legal compliance to the Ohio Department of Education. This report must be made available to parents of students enrolled in the community school by November 30th of each year (OAC3301-1-2-05 (A) (3)). An annual report regarding the performance of this school and other schools under the sponsorship of ERCO will be posted on our website www.ercoinc.org no later than November 30th of the current school year. Parents are urged to review this report, as well as other monitoring and evaluation reports concerning the school. These reports are available at the school, or the sponsor’s office. The reports are generated to provide you with a full comprehensive understanding of the school’s performance.



FINANCIAL DATA

72.7% of funds were spent on classroom instruction

	SCHOOL	STATE
Operating Spending per Pupil	\$10,841	\$12,396
Classroom Instruction	\$7,882	\$8,292
Non-Classroom Spending	\$2,915	\$4,103
Federal Funds	\$2,915	\$1,363
State & Local Funds	\$7,926	\$11,033

At time of publication, 2024 fiscal year data was not available from the Ohio Auditor of State. For updated information visit: www.auditor.state.oh.us

